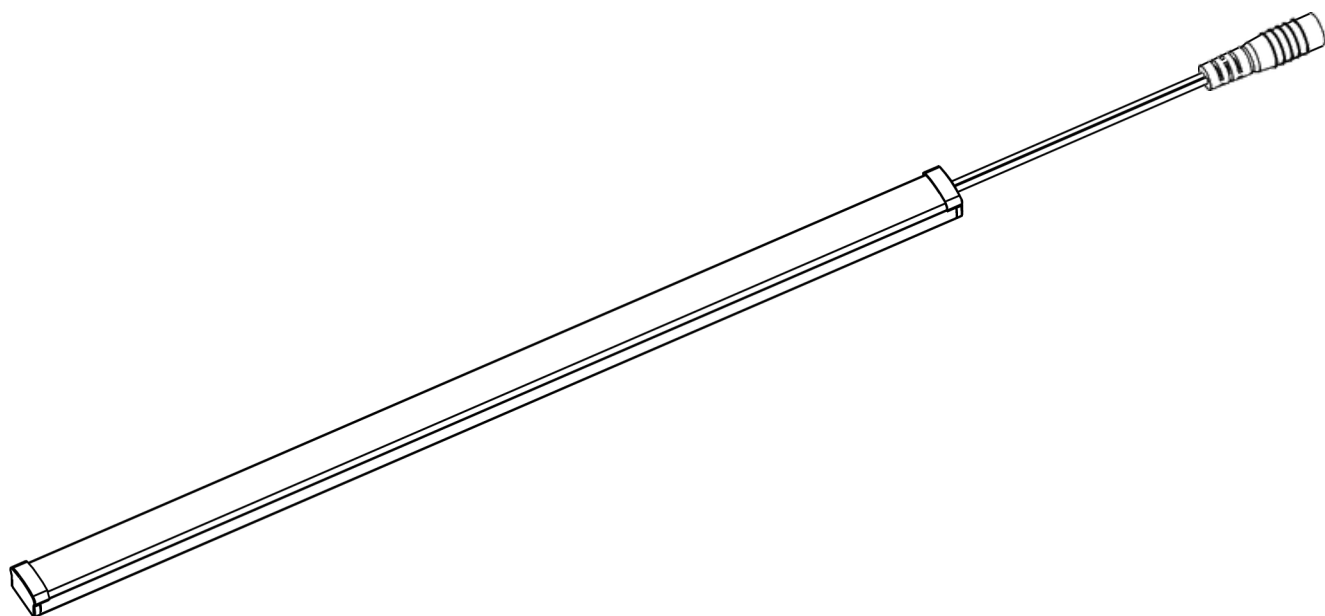





LED SHELF LIGHT

JMC Series



Features

- High quality aluminum profile, good heat dissipation effect
 - Height only 9.8 mm, small and delicate
 - High quality LED light source, no stroboscopic
 - Milky white cover, even and soft light radiation
 - Use DC plug, convenient and reliable connection
 - Clips or magnets installation
 - Different plugs can be used according to requirements
- Suitable for shelves or cabinets on convenience store, supermarket and beauty shop, etc.



Parameters

Product model: JMC

Input voltage : DC

12/24V Power: 11.5W/M

Efficacy: ≥ 85 lm/W

Color temperature: 3000~6500K

Ra: ≥ 80

Led source: SMD2835

Viewing angle: 120°


Wire specifications: AWG20/22

Material: AL+PC cover


Operating temp: -20~+50°C

Service life: 50,000hrs


Dimension drawing




Accessories



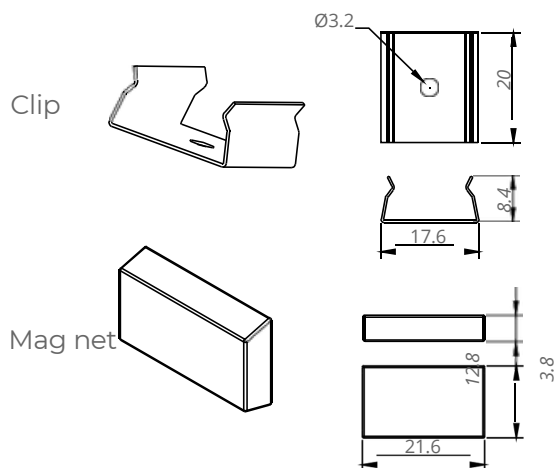
System connection diagram (figure I)











System connection diagram (figure II)




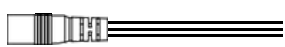
Accessories



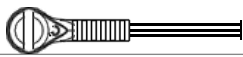
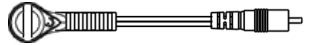
Length of lamp	The wooden shelf		The metal shelf
	Clips	Screws	Magnets
 $L \leq 1m$	2 X 	2 X 	2 X 
 $1 \leq L \leq 1.2m$	3 X 	3 X 	3 X 

Installation : 1 Magnets
2 Clips And Screws

*Lamp connector

Standard	DC male	
	DC Female	

*Power track connector

Connector A	
Connector B	

*Can provide JST type and other plug for customized requirements

Customized	JST Male	
	JST Female	

Parameters

